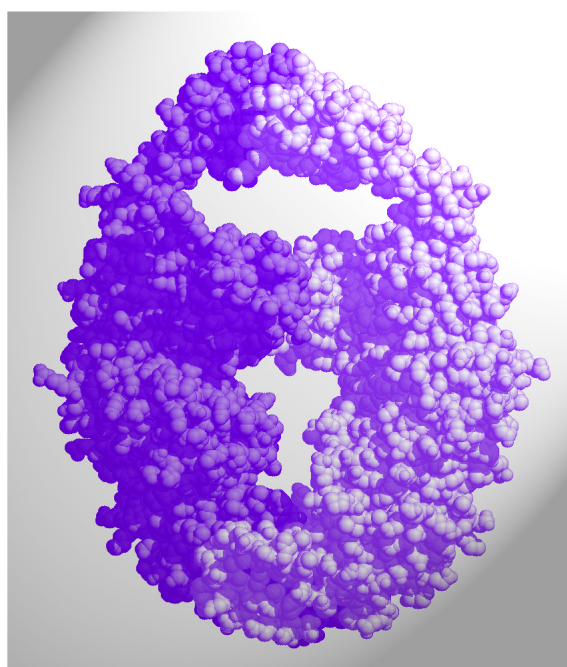





Highlights



Simulated Models of MutS in Solution

HIGHLIGHTS

1. Atomic and Molecular Science	7
1-1. Dynamics of Two Auger Electron Emission in Xe 4d Photoionization	
1-2. Rotationally Resolved PFI-ZEKE Spectra of the $B^2\Sigma_u^+$ ($v^+ = 0$) State of N_2^+	
1-3. Effects of Light Polarizations on the $2\sigma_g$ Photoelectron Angular Distributions from Oriented N_2 Molecules	
2. Chemistry	12
2-1. Dynamical Change of the Jahn-Teller Effect of Ni in a Cathode Material of Li Secondary Battery as Revealed by in situ XAFS	
2-2. XAFS Studies on Actinide Chemistry	
3. Surfaces and Interfaces	16
3-1. Interface Reconstructed Structure of Ag/Si(111) Revealed by X-Ray Diffraction	
3-2. Initial Oxydation of a Si(111) 7×7 Surface Studied by O K-Edge NEXAFS	
3-3.	
4. Electronic Structure of Condensed Matter	21
4-1. Polarization Dependence of Soft-X-Ray Raman Scattering; New Experimental Method to Determine the Symmetry of Electronic Structure	
4-2. Evidence for the Existence of a Nitrogen-Substituted Graphite Structure by the Polarization Dependence of NEXAFS	
5. Materials Science	25
5-1. Zigzag Charge Ordering in α' - NaV_2O_5	
5-2. White X-Ray Magnetic Diffraction of Ferromagnets at BL-3C3	
6. Crystallography	29
6-1. New Modifications of Pyrrhotite Series Found in Interplanetary Dust Particles	
6-2. Identification of Anhydrous and Hydrus Interplanetary Dust Particles by X-Ray Diffraction Analysis	
6-3. Mineralogical Characterization of Unique Calcium Silico-Phosphates in Angrite Meteorites	
7. High Pressure Science	33
7-1. <i>In Situ</i> X-Ray Diffraction Experiments using Laser-Heated DAC	
8. Biological Science	35
8-1. Crystal Structure of the Electron-Transfer Complex between Ferredoxin and Ferredoxin-NADP ⁺ Reductase	
8-2. Crystal Structures of the HslVU Complex and its ATP-Dependent Proteolysis Mechanism	
8-3. Structural Basis for the ADP-Specificity of a Novel Glucokinase from a Hyperthermophilic Archaeon	
8-4. Crystal Structure of a <i>cis</i> -Prenyl Chain Elongating Enzyme, Undecaprenyl Diphosphate Synthase	
8-5. Three Conformations of the MutS Protein Regulated by Adenine Nucleotides	
8-6. Actin as the Generator Element of Force in Muscle Contraction	
9. Medical Applications	43
9-1. Clinical Application of Synchrotron Radiation to Intravenous Coronary Angiography at PF-AR	
9-2. Development of Phase Contrast Radiography and its Application to the Diagnosis of Orthopedic Diseases	
9-3. Phase-Contrast X-Ray Imaging using an X-Ray Interferometer for Biomedical Applications	
10. Applied Science	48
10-1. Electronic Structure at Carbon Nanotube Tips	
11. Instrumentation and Technique	50
11-1. Avalanche Photodiode Detector for Observing Nuclear Excitation on ^{197}Au in K-Shell Ionization	
11-2. Polarization-Contrast Imaging with Hard X-Rays	